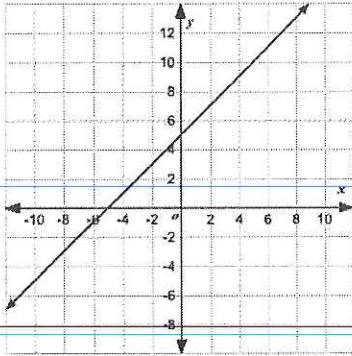


Name: _____

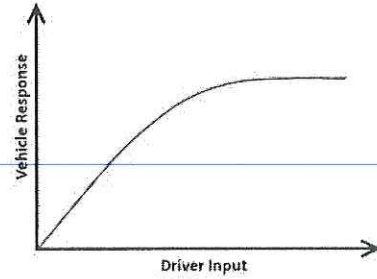
Proportional Graphs

Determine whether each graph is proportional or not. Explain why or why not.

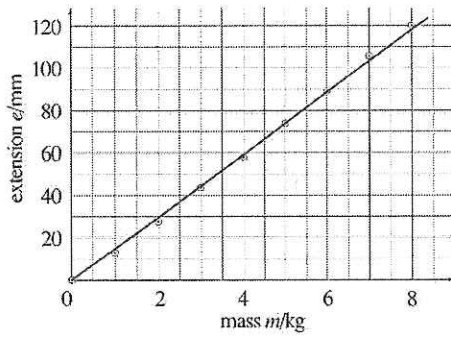
1.



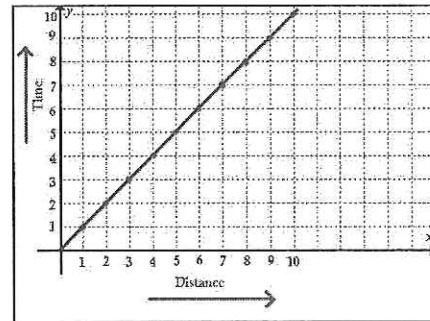
3.



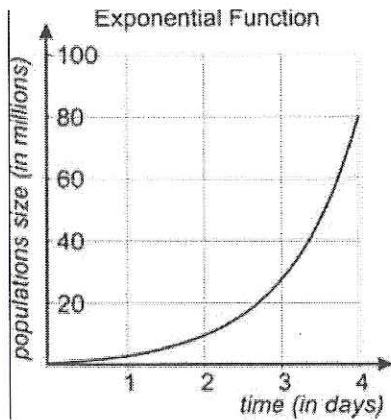
2.



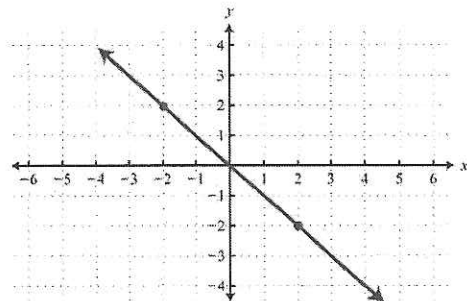
4.



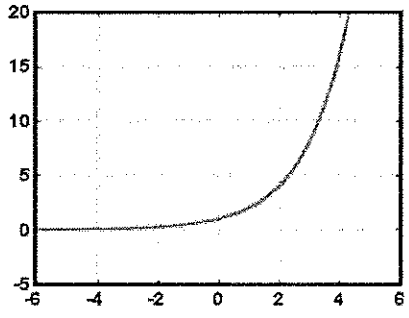
5.



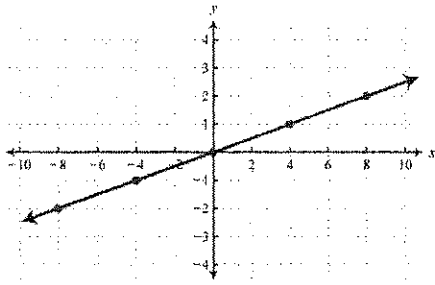
6.



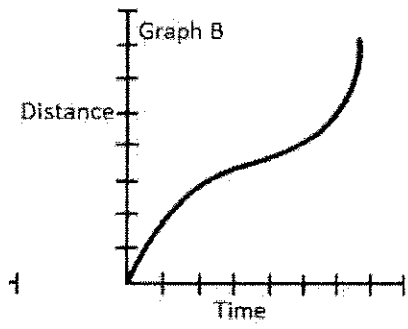
7.



8.



9.



Name: _____

Proportional Tables

Determine whether each table is proportional or not.

1.

X	Y
2	4
3	9
6	36
9	81

5.

X	Y
0	0
30	15
20	10
10	5

2.

X	Y
1	1
3	3
7	7
8	8

6.

X	Y
9	17
8	16
7	15
0	8

3.

X	Y
9	72
8	64
7	56
5	40

7.

X	Y
10	50
9	45
8	40
7	35

4.

X	Y
5	25
8	64
9	81
10	100

8.

X	Y
2	7
3	8
4	9
5	10
