


NAME _____

Making Circle Graphs

Directions: Make a circle graph for each of the following...


1. Students in class.

Boys	14
Girls	14




2. Baked goods sold at the bake sale.

Cookies	40
Brownies	20
Cup Cakes	20




3. Ingredients in a Punch Recipe (in cups)

Fruit Punch	5
Pineapple Juice	5
7-Up	5




4. Milk choices at lunch.

Chocolate	400
White	400



5. Grades on the Test

A's	10
B's	10
C's	10



6. Color of Roses sold on Valentine's Day

Yellow	15
Red	30
White	15

